

# Unicorn Portfolio (Aug 2024)

Backing exceptional companies early

## Key facts

**Registration type:** SEBI-registered Portfolio Management Service (PMS)

**Investment Objective:** To generate superior risk-adjusted returns for clients

**Inception date:** 23-Mar-2021

**Chief Investment Officer:** Abhas Gupta

**Assets under Management as of Aug-24:** INR 466.9cr

**Net returns annualized since inception:** 39.0% vs 22.2% for benchmark

**Benchmark:** BSE 500 Total Return (TRI) Index

**Investment time horizon:** Recommended time horizon of at least three years

**Website:** www.burmancapital.com

**Address:** Second Floor, Express Building, 9-10 Bahadur Shah Zafar Marg, New Delhi, 110002, India

**Phone:** +91-11-43208000

**Corporate Identification Number(CIN):** U67100DL2020PTC363363

**Securities and Exchange Board of India (SEBI) Registration:** INP000007091

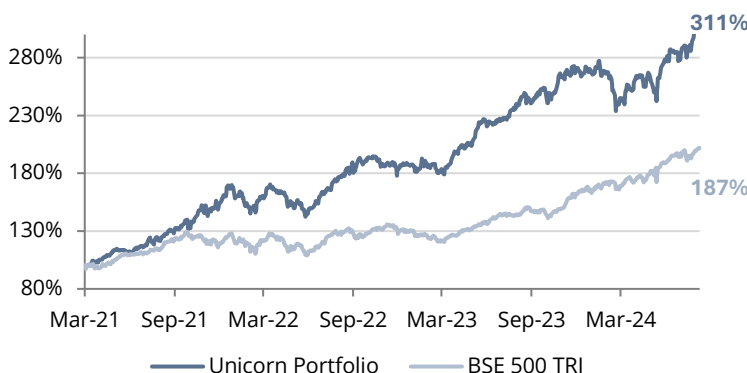
**Custodian:** Kotak Mahindra Bank

**Fund accounting:** Kotak Mahindra Bank

## Features

- An investment approach focused on identifying exceptional companies early and holding them for the long-term
- Rigorous process centred on intensive quantitative and qualitative due-diligence
- Concentrated portfolio of up to 15 small-cap/mid-cap stocks

## Indexed portfolio performance vs BSE500 TRI



## Portfolio performance summary (Absolute returns %)

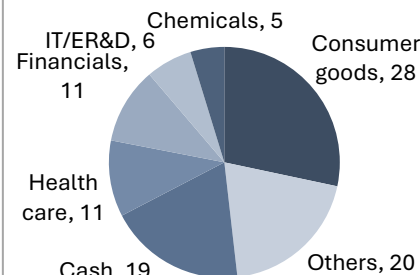
	1M	3M	6M	1Y	2Y	3Y	Net Returns (since inception, annualized %)
Portfolio	6.9	23.7	18.5	27.9	32.2	35.0	39.0
BSE 500 TRI	1.0	12.9	18.7	41.1	25.3	18.9	22.2

## Portfolio monthly returns % (Since inception)

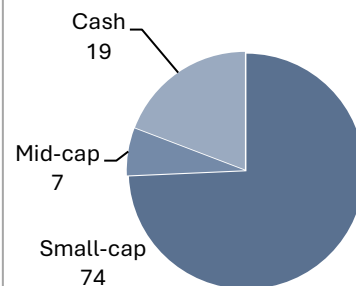
Monthly performance (Abs. returns %)	CY2021	CY2022	CY2023	CY2024
January	NA	0.2	(1.3)	1.4
February	NA	(7.0)	1.1	(3.5)
March	0	11.8	(0.5)	(8.6)
April	6.5	(2.5)	9.0	10.5
May	5.7	(5.7)	7.1	(5.1)
June	(0.6)	(2.8)	3.6	10.3
July	7.5	9.3	1.7	4.9
August	4.1	8.7	6.8	6.9
September	4.3	4.5	0.8	
October	4.0	4.1	0.0	
November	7.3	(3.5)	8.8	
December	9.6	0.1	0.6	

## Portfolio composition

### Sector mix (Aug-24, %)



### Market Cap mix (Aug-24, %)



## Volatility metrics (since inception)

Metric	Value
Sortino Ratio	2.4
Sharpe Ratio	1.5
Std. Dev (Ann.)	17.1%
Beta with Sensex	0.48

## Top holdings (Aug-24)

Top # stocks	Holding Value %
Top holding	14.0
Top 3 holdings	37.2
Top 5 holdings	54.5

Burman Unicorn Portfolio is an Investment Approach/Product offered under Equity Strategy in terms of SEBI circular dated December 16, 2022. Inception date of the Unicorn Portfolio: March 23, 2021. Market data as on Aug 31, 2024. Note: Performance metrics and all calculations are based on INR returns/data.

**Disclaimers:** The information contained herein is strictly confidential and meant solely for the use of an authorized recipient only. It is only for private circulation and use. If you have received this report by mistake or are not the intended recipient, please notify the company immediately and destroy this report. The information contained in this report does not constitute to be any investment, legal or taxation advice to the recipient. While care has been taken by the company to ensure accuracy, completeness or correctness of the information in this report, as the report is system generated it has not been independently verified and no guarantee expressed or implied is made as to its accuracy. The company shall not be liable for accuracy, completeness or correctness of the information contained herein with respect to the recipient of this report and disclaim any and all liability as to the information set forth herein or omissions here from, including, without limitation, any express or implied representation or warranty with respect to such information. The contents of this material are general and are neither comprehensive nor inclusive. The value of and income from investments may vary because of the changes in macro and micro factors given at a certain period of time. The contents of this material is provided "as is," no representations are made that the content is error free. Performance related information provided in this report and investment approach provided hereunder has not been verified by SEBI or any other regulatory authority. As per SEBI guidelines, returns are net of all expenses and investor returns may differ based on period of investment, fee structure and timing of capital flows. Performance relative to other Portfolio Managers within the selected Strategy: [Click here](#)

Stocks/sectors/strategies mentioned in this report do not constitute any recommendation of the same. No action shall be solicited on the basis of the contents of the information provided. The report should not be reproduced or redistributed to any other person(s) in any form without prior written permission of the company. Please note that past performance of the financial products, instruments and the portfolio does not necessarily indicate the future prospects and performance thereof. Such past performance may or may not be sustained in future. Company investment decisions may not be always profitable, as actual market movements may be at variance with anticipated trends. Investments in securities are subject to market risks and other risks and there is no assurance or guarantee that the objectives of the company will be achieved. Please read the Disclosure Document carefully before investing. Neither company nor any of its affiliates, associates, representatives, directors, or employees shall be responsible for any loss or damage that may arise to any person due to any action taken on the basis of this report. Risk factors associated with the investment approach have been provided under the Disclosure Document that can be referred to at [www.burmancapital.com](http://www.burmancapital.com)

For availing Portfolio Management Services, you can reach us directly by emailing us at [support@burmancapital.com](mailto:support@burmancapital.com).